



Social Return On Investment (SROI) Case Study: Louise Dean Centre — Programming for Pregnant and Parenting Adolescents

Fast Facts

About Catholic Family Services

(CFS): CFS provides a continuum of innovative and accessible services through a combination of counselling, community initiatives, school-based support programs, leadership development, and health promotion. Services are offered to the most vulnerable people in Calgary and are not based on ability to pay.

Subject of SROI:

Louise Dean Centre is a partnership program with CFS, the Calgary Board of Education and the Calgary Health Region providing education, health and family/social services to pregnant and parenting youth.

By the numbers (2007/2008):

- 72% of Louise Dean Centre participants reported annual income below \$15,000;
- CFS at Louise Dean Centre provided service to over 550 mother/child dads and their families in 2007/08;
- The Louise Dean Centre honored 33 young women at the 2007/08 Graduation Ceremony;
- The 2008 “Ten Year Longitudinal Study of Adolescents Mothers & Their Children” found that over 90% of the young women who have gone through the program completed high school and over 80% attend post-secondary education;
- 40% of the mothers at Louise Dean identify mental health concerns in their lives;
- 100% of the children in our childcare program received developmental screening in 2007 and left the program with healthy developmental outcomes.

Contact Details:

Greg Campbell
Chief Executive Officer
The Catholic Family Service of Calgary
Phone: 403-205-5200
Email: greg.campbell@cfs-ab.org
Website: www.cfs-ab.org

“They inspired me to become more than what everyone expected from me, being a single mom and all. All of that I have brought with me through my years.”

~ Louise Dean Centre mother

Background

The experience of teen pregnancy and young motherhood can create barriers to living a healthy lifestyle and successfully raising a family.

The Louise Dean Centre (LDC) seeks to assist pregnant teens and young mothers to address and then remove those barriers through the provision of services that address their educational, psychosocial and health needs. Students enrolled at the Centre are supported throughout each stage of pregnancy, and then during the first months and years of teen motherhood.

Every Louise Dean Centre student is at-risk of experiencing the economic and social barriers referred to above. By enabling these young women to complete their high school education in a supportive environment, they learn to accept their circumstances with a more positive attitude. They become more knowledgeable young parents, more aware of key mother & child developmental stages and more likely to make healthy lifestyle choices. Ultimately, the wrap-around services offered by the Louise Dean Centre enable high-risk teens to begin their lives as mothers with a higher degree of self-confidence, skill and hopefulness in their own and their family's future.

Social Value Created

The Louise Dean Centre program seeks to reduce the social and economic barriers facing pregnant teens and young mothers by ensuring that they:

- 1) complete their high school education;
- 2) learn to take care of their health and the health of their child; and
- 3) remove themselves from negative

circumstances that could reduce their likelihood of success. Addressing these three factors will significantly increase a teen mother's chances of building a better life for herself and for her children.

The Louise Dean Centre program creates short, medium and long term social value. In the short term, there is value in

stabilizing pregnant teens and young mothers such that they a) stay healthy, b) distance themselves from negative influences and c) learn how to parent.

The value of this knowledge can be calculated by assessing the value of crisis services not required by the cohort and by evidence of improved health for both mother and child. This would include the reduced likelihood of fetal alcohol syndrome and a reduced need for foster care placements (**see Table 1**).

In the medium and longer term, Louise Dean Centre graduates are better educated than their peers—with a high-school

Theory of Change

If pregnant teens and teen mothers at high-risk of financial and social exclusion have access to medical care, child care, counseling, and opportunities to learn life and parenting skills as they finish their high-school education, they are more likely to graduate and then to successfully build a better life for themselves and their children.



SROI Case Study: Louise Dean Centre

graduation rate of 91.4% as compared to 78.1% across Canada. LDC mothers are four times more likely to complete post-secondary training, and 3.7% more likely to complete a university or college degree. The health of their children is typically very good to excellent, with few development problems and a greater likelihood of their child also succeeding in school.

Client Profile

The young women enrolled at the Louise Dean Centre are considered at-risk for multiple reasons, including a lack of financial security and an absence of stable housing. Upon entry, **45%** of the cohort enrolled in 2007 demonstrated

clusters of four to twelve risk factors. These ranged from a) partner or other family conflicts; b) a history of emotional, physical or sexual abuse; c) drug and/or alcohol and lifestyle issues; d) a tendency to self-harm; e) experience of depression and/or mental health issues; and f) school adjustment/learning issues.

Many children born to these young mothers would almost certainly be otherwise taken into foster care as a result of concerns about the mother's ability to care for her child. In addition, without support and education to make healthy choices during pregnancy, a very high-proportion of students would be at risk of creating health issues for their unborn children due to use of drugs, alcohol and poor nutrition.

Calculating the SROI of the Louise Dean Centre

The majority of youth enroll in the Louise Dean Centre program at either the grade 10 or 11 level, and approximately eight percent enroll as either grade 8 or grade 9 students. A further eight percent enroll in grade 12. While investment in each profile does create social value, the investment/social value creation ratio resulting from the investment in wrap-around support and educational services for pregnant and teen mothers varies in relation to the number of years required for each young woman to complete her high school diploma. This is illustrated in **chart 1**.

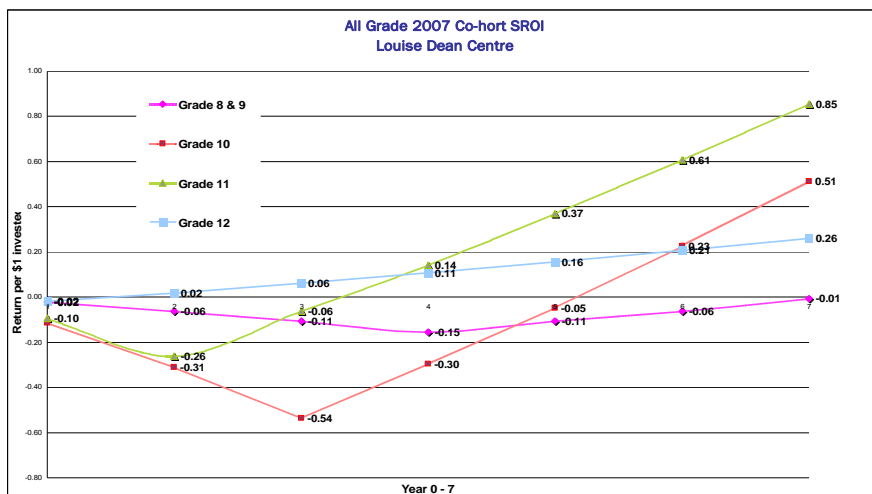
As a result of education on healthy lifestyle choices during and after pregnancy, Louise Dean Centre students quit smoking and stop using drugs and alcohol, which results in a lower-than average number of incidences of low-weight births and almost a complete absence of fetal alcohol syndrome among the group. Based upon the data available, at least 20 women in the 2007 cohort were at high risk of giving birth to babies with fetal alcohol syndrome upon their arrival at the Centre. The behaviour contributing to that risk was addressed and reduced in the course of their enrollment.

Parenting and nutrition courses assist the young mothers to avoid serious infant health issues such as baby bottle syndrome. In addition, the 40 children enrolled in the Dr. Clara Christie Learning Centre are under intensive observation, which leads to early diagnosis of development delays. Those diagnosed are treated at the Centre wherever possible. Within the 2007 cohort, at least 8 children would have likely ended up requiring special classrooms and facilities in the future, had it not been for the diagnosis and

treatment accessed through the Centre.

The young women enrolled at Louise Dean are encouraged to access the maximum support through child welfare services available to them in Calgary, in order to ensure that they successfully transition to parenthood. Within the 2007

Chart 1: Seven-year SROI for 2007 Cohort



cohort, at least 13 of the 211 girls enrolled would otherwise have been at high risk of having their children apprehended had it not been for the additional support of child welfare, in addition to those offered through the Centre.

Louise Dean students are encouraged to articulate characteristics that represent a healthy partner relationship. By going through that process, at least 19 women removed themselves from the threat of domestic violence and negative relationships. This also reduced their requirement to access emergency shelters and local food banks for both



SROI Case Study: Louise Dean Centre

themselves and their children. Removing the threat of instability or violence in a domestic relationship will have an important, positive impact on each child’s feelings of security, as well as reduce the risk of apprehension by child welfare as a result of instability within the child’s home.

Upon enrollment, four of the youth within the 2007 cohort were known to the police as a result of their inability to control their anger. Their involvement with the Louise Dean Centre assisted them to acquire the skills to manage anger and frustration more effectively. Without the Louise Dean Centre, they would have likely only deepened their involvement with police.

As illustrated in **Chart 1**, and **Table 1** the social value created

through the 2007 cohort has been projected out for a seven years period. This accounts for the average timeframe required for each girl to finish her high school education, pursue post-secondary training and then to enter into the workforce on either a full time or part-time basis.

While each young woman is pursuing education, she is eligible for a variety of subsidies, including daycare. The Louise Dean Centre staff are trained to encourage each student to maximize their usage of the subsidies available to them, because the subsidies will contribute to stabilizing their situation therefore make a significant, positive difference in their ability to succeed.

Succeeding at parenting and education will have a positive, lasting impact on a young mother’s vision for her future, as

Case Study—Krista: Drug addicted mom on new path

When Krista, a recovering drug addict, arrived at the Learning Centre with her two-month old baby daughter Amanda, she was in a general state of fatigue, anxiety and helplessness. She had low confidence and poorly developed coping capabilities regarding her parenting skills. She lived with Amanda’s father who is a drug user and dealer himself, and offered her very little financial or emotional support.

Even though Krista struggled to be the best parent she could be, personal factors in her life affected her relationship with her

well as improve the likelihood that the future of the entire household will be improved over time.

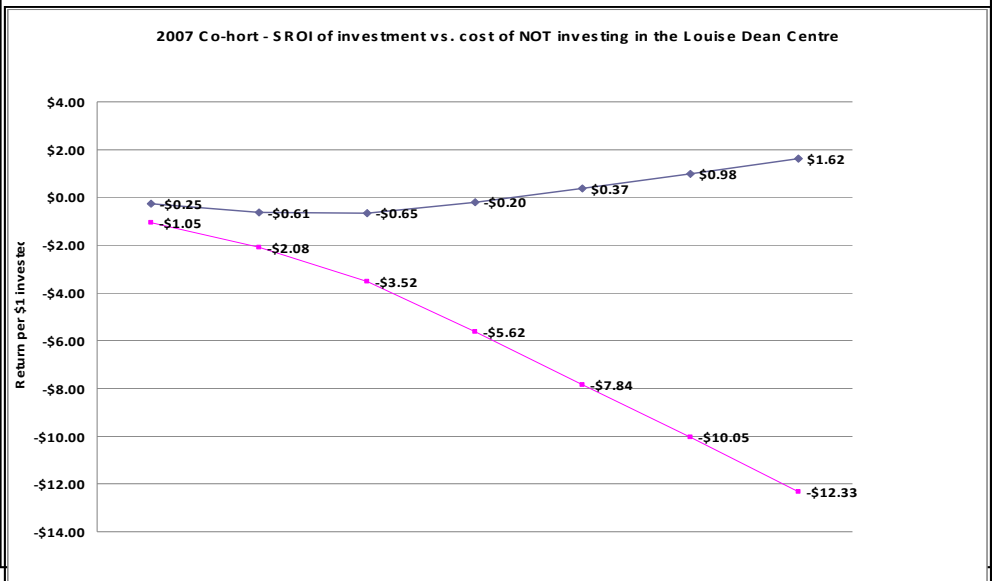
When considering the cost of investing in the Louise Dean Centre alongside the cost of running the Dr. Clara Christie Learning Centre, it is worth taking the societal costs of NOT investing into consideration. As outlined in **Table 5**, the cost of NOT investing in the future of high-risk pregnant teens and young mothers is significantly more expensive than the annual investment into the futures of Louise Dean students and their families, including the cost of additional subsidies that the girls are encouraged to access.

Table 1: The Louise Dean Centre—Creating Value for Society

Timeframe	YR 1	YR 2	YR 3	YR 4	YR 5	YR 6	YR 7
Investment	-\$0.25	-\$0.61	-\$0.65	-\$0.20	\$0.37	\$0.98	\$1.62
No Investment	-\$1.05	-\$2.08	-\$3.52	-\$5.62	-\$7.84	-\$10.05	-\$12.33
Social Value Created	\$0.80	\$1.46	\$2.88	\$5.42	\$8.22	\$11.03	\$13.95

As illustrated in **Chart 2** below, By the time their child is just over 3 years old, research shows that the initial investment becomes and remains positive. More importantly, the value of the difference between making the investment versus NO investment, ranges from an initial return of **\$0.80** in year one to **\$13.95** in year seven, and remains positive throughout. (See chart 2, page 3 or table 5 below) .

Chart 2: Seven-year SROI generated as a result of investing in Louise Dean Centre, versus the cost of NOT investing





SROI Case Study: Louise Dean Centre

infant. She tried to breast feed, but her own nutrition was compromised and baby Amanda began to lose weight. Krista’s inability to respond appropriately to her daughter was leading toward relational distress and insecure attachment.

With the support of Louise Dean staff, Krista realized that her lifestyle needed to change in order for her to effectively parent her child. She decided to move back home with her parents. Key staff assisted Krista to access on-site social workers and health services.

Krista fought against her drug abuse by attending regular support group meetings, and also joined a peer support group for teen mothers. Krista and Amanda participated in developmental play sessions which helped to develop Krista’s ability to sensitively and contingently respond to baby Amanda’s cues and signals.

Amanda is now developing well emotionally and physically. Krista is much more confident and has moved into her own apartment. Both mother and daughter are well on their way towards building a successful life.

SROI Indicators

There are 22 SROI indicators that express the social value created through the Louise Dean Centre’s wrap-around approach to supporting pregnant teens and young mother to complete their high school education and address barriers that prevent young mothers from living a healthy lifestyle and successfully raising a family.

Those indicators are grouped into the following categories: changes in personal/household income, subsidies received, health of the mother, health of the child, support services accessed and criminal activity. Each indicator is listed within column **one (1)** of **Table 2** below.

Column **two (2)** within table 2 illustrates the monetized social value of the changes achieved by the young women

who are enrolled at the Louise Dean Centre.

Column **three (3)** states the number of women who have experienced each change cited.

Column **four (4)** re-states the number of women who have experienced each change as a percentage so that it can be calculated and applied for the cohort.

Column **five (5)** states the monetized value of each change achieved across the entire cohort.

In the **Notes** column, a brief explanation of how each indicator has been calculated is provided.

As will be discussed on the following pages, the number of years and start date at which each indicator applies to a student is dependant upon their grade level at the time of

Table 2. SROI Indicators 2007 Cohort

2007 Co-hort: Social Value Created - Key Indicators						
1	2	3	4	5	Notes	
SROI Indicators Included:	monetized (\$\$) value per change	Number within co-hort who experienced change (max 211)	% within co-hort who experienced change	Total \$\$ value achieved		
Changes in personal/household income						
1	Student financing (received)	-\$15,600	134	63.5%	-\$2,090,166	Alberta Works, Alberta Employment and Immigration, Learner Income Support Programs - average LDC mother received \$1300 a month
2	Post-secondary scholarships and bursaries (received)	-\$11,000	31	14.7%	-\$341,000	Given the standard government bursaries available, each LDC mother could receive up to \$11,000. Have used maximum amount possible.
3	Additional earnings post high school graduation	\$8,861	112	53.1%	\$992,432	The average salary post schooling for LDC mother is \$26,333. A yearly salary at minimum wage is \$17,472. A difference of \$8,861.
4	Additional taxes paid post high school graduation	\$2,215	112	53.1%	\$248,108	Alberta exempt on first \$15,435, and 10% on remaining Federal exempt on first \$9,600 and 15% on remaining
5	Reduced need for income assistance post high school graduation	\$10,776	112	53.1%	\$1,206,912	Income Assistance (single adult with one child, expected to work, living in private housing) is \$732 (total core benefits) + \$166 (National Child Benefit Supplement)/month



SROI Case Study: Louise Dean Centre

enrollment., which in turn influences the number of years that a young woman will study at the Louise Dean Centre.

For this reason, the list of indicators presented within **Table 2** (on pages 4 & 5 below), have not been added up and monetized into one annual total amount. The indicators will apply to the young women enrolled at the Louise Dean

Centre, and in some instances to their families, over a seven year period.

The seven year time period reflects a combination of the average time a student spends at Louise Dean Centre and earns her high-school degree and the average amount of time required to ensure that her child is enrolled in elementary school and is participating in a mainstream classroom setting.

Table 2. SROI Indicators 2007 Cohort (con't)

2007 Co-hort: Social Value Created - Key Indicators						
1	2	3	4	5		
SROI Indicators Included:	monetized (\$\$) value per change	Number within co-hort who experienced change (max 211)	% within co-hort who experienced change	Total \$\$ value achieved	Notes	
Subsidies received						
6	Day care subsidy for children who are NOT enrolled in the Dr. Clara Christie Learning Centre (received)	-\$7,536	47	22.3%	-\$354,192	For children 0 - 18 months the day care subsidy is \$628/month.
7	Day care subsidy post high school graduation (received)	-\$6,552	211	100.0%	-\$1,382,472	For children more than 18 months the day care subsidy is \$546.
8	Subsidized housing (received)	\$3,480	63	29.9%	\$219,240	Based on a \$800/month rent, participants pay 35% of their income (average of \$510) towards the rent and the subsidy covers the rest of the cost (\$290).
Health of the mother						
9	Managing depression & self-harm and suicide attempts (avoided)	\$8,878	51	24.2%	\$452,778	Avoidance of one psychiatric admission to hospital. Cost of a psychiatric admission to hospital is \$8878.
10	Value of cigarettes (not smoked)	\$848	12	5.0%	\$8,949	3 packs/week at \$7.25 a pack for 5 months during pregnancy and then 4 months after the birth.
Health of the child						
11	Pre-term labour admission and hospitalization (avoided)	\$1,900	1.9	4.1%	\$16,437	Calgary average low birth weight for women under 20 is 6.9% and the LDC low birth rate is 2.8%.
12	Cost of baby in NICU (avoided)	\$9,700	1.9	4.1%	\$83,915	Calgary average low birth weigh for women under 20 is 6.9% and the LDC low birth rate is 2.8%.
13	Fetal Alcohol Syndrome (avoided)	\$27,272	20	9.0%	\$517,895	Researched to cost \$1.5M /lifetime. Given a lifetime of 55 years, \$27,272 cost a year.
14	Baby Bottle Syndrome (avoided)	\$2,000	2	0.9%	\$4,000	Baby bottle syndrome avoided is equal to a hospital stay valued at \$1,038 per stay.
15	Sever asthma (avoided)	\$5,317	2	0.9%	\$10,634	The average cost of asthma per patient is \$5317/year.
16	Developmental delays diagnosed & addressed (long-term case management avoided)	\$15,000	8	3.7%	\$117,105	Children with developmental delays addressed and treated over the long-term. The cost per year for a child with developmental delays is \$15,000.
Support services accessed						
17	Child welfare support (received)	-\$1,119	46	21.8%	-\$51,480	Estimate 37 hours per mother @ \$30/hour,
18	Foster care apprehension (avoided)	\$24,090	13	6.1%	\$310,062	Cost of foster care is a minimum \$66/day.
19	Use of respite services (received)	-\$840	11	5.2%	-\$9,240	\$280 a day for 3 days
20	Domestic violence (avoided), due to departure from negative relationships	\$2,052	19	9.0%	\$38,988	Each mother avoids 6 domestic violence calls per year at \$342/call
21	Use of women's shelters (avoided)	\$595	19	9.0%	\$11,299	\$85/night for one week
Criminal activity						
22	Criminal activity (reduced or avoided)	\$2,939	4	1.9%	\$11,756	Youth court process (\$1,275) + Police attendance at court (\$319) + Probation Officer for 1h a week for a year (\$1344.72)



SROI Case Study: Louise Dean Centre

Consideration of Timeframe

As illustrated in **Table 3** below, pregnant teens and young mothers enroll in the Louise Dean Centre program at different high school grade levels.

In 2007, 9% of the cohort of 211 students entered at either a grade 8 or grade 9 level. Forty-five percent of the cohort entered at a Grade 10 level and 38% entered at a grade 11 level. A final 8% of the 2007 cohort enrolled at Louise Dean Centre at the grade 12 level.

The fact that students enroll into the Louise Dean Program at different stages in their high school career means that students that enroll at a younger age will access more years of Louise Dean programming than those who enter at a high grade. The younger the student, the more years they will

access various income support and subsidy programs aimed at stabilizing young moms so that they will successfully complete high school.

Table 4 on page seven illustrates this reality by presenting when each indicator will be applicable to a student who enrolls at the Louise Dean Centre at the Grade 10 level. She will receive three years of financing once her child is born, have eliminated the risk of fetal alcohol syndrome, be eligible for post-secondary scholarships after graduation, be earning more money post-graduation, etc.

The SROI for the Louise Dean Centre merges the indicators across timeframe for all four times of entry. This is presented in more detail on page 8.

Table 3. Length of Time by Grade Level at Enrollment within the 2007 Cohort

Length of Time (# of Years) at Louise Dean Centre - 2007 Co-hort by grade level										
Year 1	Year 2	Year 3	Year 4	Year 5	Year 6	Year 7	Year 8	Year 9	Year 10	
Entered in Grade 8 & 9 (9 % of co-hort)										
	Entered in Grade 10 (45 % of co-hort)									
		Entered in Grade 11 (38 % of co-hort)								
			Entered in Grade 12 (8 % of co-hort)							

* After year 7 the women and their families within the cohort remain in a steady state.

Case Study—Lucienne: Single mom finds strength and success

Lucienne is an 18 year old single mom attending the Louise Dean Centre while parenting two children aged 5 and 7 months old. Lucienne's journey has not been without her share of bumps and detours.

She has been in multiple abusive relationships and her attempts at attending high school were often foiled because her family told her that she wasn't good enough. Living on the reservation, she felt isolated, and had very poor self-esteem and self-confidence.

In the spring of 2008, Lucienne registered at Louise Dean Centre and by summer changes started to happen. She registered in the D.Y.O. program and experienced success in two different work experience programs. She feels this was a

turning point for her. She completed her Life Skills and Parenting courses, and with each completion she experienced a sense of accomplishment and success.

She moved out of her family home, found her own accommodation and a daycare for her two children. Lucienne's goals are to graduate with her high school diploma, then attend Beauty Culture College and get her Business degree in order to own her own beauty salon.

Lucienne has demonstrated extraordinary determination and has overcome huge obstacles. With each success, she becomes more self-assured and more positive about her life and her future. She has found her voice and inner strength, and will be a role model for others.



SROI Case Study: Louise Dean Centre

As stated in on page 6, **Table 4** below illustrates how the SROI indicators are applicable are mapped and then monetized in relation to the grade level of each young woman who enrolls at the Louise Dean Centre.

Table 4 illustrates how the indicators are applicable to a young woman who enrolls in grade 10. For example, she is typically receiving a financial subsidy for three years after the birth of her child. Young women whose children are not enrolled at the Clara Christie Learning Centre also receive day care subsidy for a three year period.

By the time their child is 36-48 months old, that mother will have graduated high school, be earning a wage higher than she would have earned without her high school diploma, and have the potential to access higher education.

She will likely have carried her baby to full term and overcome the risk of fetal alcohol syndrome. This will have resulted from her education in nutrition, successful parenting and making healthy lifestyle choices, which is an important element of education at the Louise Dean Centre.

Table 4. SROI Indicators 2007 Cohort—Indicator Timeframe expressed in relation to grade of enrollment.

2007 Co-hort SROI Indicators by Timeframe											
Timeframe		YR 1	YR 2	YR 3	YR 4	YR 5	YR 6	YR 7	YR 8	YR 9	YR 10
SROI Indicators Included:		0 -12 months	12 - 24 months	24 - 36 months	36 - 48 months	48-60 months	5 years old	6 years old	7 years old	8 years old	9 years old
Income											
1	Student financing (received)	●	●	●	n/a	n/a	n/a	n/a	n/a	n/a	n/a
2	Post-secondary scholarships and bursaries (received)	n/a	n/a	n/a	●	●	n/a	n/a	n/a	n/a	n/a
3	Additional earnings post high school graduation	n/a	n/a	n/a	●	●	●	●	●	●	●
4	Additional taxes paid post high school graduation	n/a	n/a	n/a	●	●	●	●	●	●	●
5	Reduced need for income assistance post high school graduation	n/a	n/a	n/a	●	●	●	●	●	●	●
Subsidies											
6	Day care subsidy for children who are NOT enrolled in the Dr. Clara Christie Learning Centre (received)	●	●	●	n/a	n/a	n/a	n/a	n/a	n/a	n/a
7	Day care subsidy post high school graduation (received)	n/a	n/a	n/a	●	●	●	●	●	●	●
8	Subsidized housing (received)	●	●	●	●	●	n/a	n/a	n/a	n/a	n/a
Health											
9	Managing depression & self-harm and suicide attempts (avoided)	●	at least one	at least one	at least one	at least one	at least one	at least one	at least one	at least one	at least one
10	Value of cigarettes (not smoked)	●	n/a	n/a	n/a	n/a	n/a	n/a	n/a	n/a	n/a
Child's health											
11	Pre-term labour admission and hospitalization (avoided)	●	n/a	n/a	n/a	n/a	n/a	n/a	n/a	n/a	n/a
12	Cost of baby in NICU (avoided)	●	n/a	n/a	n/a	n/a	n/a	n/a	n/a	n/a	n/a
13	Fetal Alcohol Syndrome (avoided)	●	●	●	●	●	●	●	●	●	●
14	Baby Bottle Syndrome (avoided)	●	n/a	n/a	n/a	n/a	n/a	n/a	n/a	n/a	n/a
15	Sever asthma (avoided)	●	●	●	●	●	●	●	●	●	●
16	Developmental delays diagnosed & addressed (long-term case management avoided)	n/a	n/a	●	●	●	●	●	●	●	●
Support Services											
17	Child welfare support (received)	●	●	n/a	n/a	n/a	n/a	n/a	n/a	n/a	n/a
18	Foster care apprehension (avoided)	●	●	n/a	n/a	n/a	n/a	n/a	n/a	n/a	n/a
19	Use of respite services (received)	●	●	n/a	n/a	n/a	n/a	n/a	n/a	n/a	n/a
20	Domestic violence (avoided), due to departure from negative relationships	●	●	●	●	●	●	●	●	●	●
21	Use of women's shelters (avoided)	●	●	●	●	●	●	●	●	●	●
Criminal Activity											
22	Criminal activity (reduced or avoided)	●	●	n/a	n/a	n/a	n/a	n/a	n/a	n/a	n/a



SROI Case Study: Louise Dean Centre

Further to the example offered in **Table 4** on page 7, **Table 5** below illustrates how each monetized indicator applies to a Louise Dean Centre student who enrolls at a grade 10 level.

At the bottom of Table 5, each column of monetized social value has been totaled over the seven year period that is the longest average education-graduation-post secondary cycle

experienced by the majority of Louise Dean students, i.e. that of a grade 10 level student.

At the bottom of table 5, the total monetized social value captured within each column has been adjusted to reflect the percentage of grade 10 students within the 2007 cohort.

A similar process has been undertaken for each grade level profile within the Louise Dean Center population.

Table 5. Length of Time by Grade Across 2007 Cohort

SROI Indicators Included: 2007 Cohort		Social Value Created when Enrolled at Louise Dean Centre in Grade 10 / Age of child						
		Year 1 (0 - 12 months)	Year 2 (12 - 24 months)	Year 3 (24 - 36 months)	Year 4 (4 years old)	Year 5 (5 years old)	Year 6 (6 years old)	Year 7 (7 years old)
Income								
1	Student financing (received)	-\$2,090,166	-\$2,173,773	-\$2,260,724	n/a	n/a	n/a	n/a
2	Post-secondary scholarships and bursaries (received)	n/a	n/a	n/a	-\$341,000	-\$354,640	n/a	n/a
3	Additional earnings post high school graduation	n/a	n/a	n/a	\$992,432	\$1,012,281	\$1,032,526	\$1,053,177
4	Additional taxes paid post high school graduation	n/a	n/a	n/a	\$248,108	\$253,070	\$258,132	\$263,294
5	Reduced need for income assistance post high school graduation	n/a	n/a	n/a	\$1,206,912	\$1,255,188	\$1,305,396	\$1,357,612
Subsidies								
6	Day care subsidy for children who are NOT enrolled in the Dr. Clara Christie Learning Centre (received)	-\$354,192	-\$361,276	-\$368,501	n/a	n/a	n/a	n/a
7	Day care subsidy post high school graduation (received)	n/a	n/a	n/a	-\$1,382,472	-\$1,410,121	-\$1,438,324	-\$1,467,090
8	Subsidized housing (received)	\$219,240	\$228,010	\$237,130	\$246,615	\$256,480	n/a	n/a
Health								
9	Managing depression & self-harm and suicide attempts (avoided)	\$452,778	at least one	at least one	at least one	at least one	at least one	at least one
20	Value of cigarettes (not smoked)	\$8,949	n/a	n/a	n/a	n/a	n/a	n/a
Child's health								
11	Pre-term labour admission and hospitalization (avoided)	\$16,437	n/a	n/a	n/a	n/a	n/a	n/a
12	Cost of baby in NICU (avoided)	\$83,915	n/a	n/a	n/a	n/a	n/a	n/a
13	Fetal Alcohol Syndrome (avoided)	\$517,895	\$538,611	\$560,156	\$582,562	\$605,864	\$630,099	\$655,303
14	Baby Bottle Syndrome (avoided)	\$4,000	n/a	n/a	n/a	n/a	n/a	n/a
15	Sever asthma (avoided)	\$10,634	\$11,059	\$11,502	\$11,962	\$12,440	\$12,938	\$13,455
16	Developmental delays diagnosed & addressed (long-term case management avoided)	n/a	n/a	\$117,105	\$121,789	\$126,661	\$131,727	\$136,996
Support Services								
17	Child welfare support (received)	-\$51,480	-\$53,539	n/a	n/a	n/a	n/a	n/a
18	Foster care apprehension (avoided)	\$310,062	\$322,465	n/a	n/a	n/a	n/a	n/a
19	Use of respite services (received)	-\$9,240	-\$9,610	n/a	n/a	n/a	n/a	n/a
20	Domestic violence (avoided), due to departure from negative relationships	\$38,988	\$40,548	\$42,169	\$43,856	\$45,610	\$47,435	\$49,332
21	Use of women's shelters (avoided)	\$11,299	\$11,751	\$12,221	\$12,710	\$13,218	\$13,747	\$14,297
Criminal Activity								
22	Criminal activity (reduced or avoided)	\$11,756	\$12,226	n/a	n/a	n/a	n/a	n/a
Social value created/year		-\$819,125	-\$1,433,528	-\$1,648,942	\$1,743,474	\$1,816,052	\$1,993,676	\$2,076,376
Adjustment of total value created by % of total cohort								
Total monetized value as 45 % of cohort		-\$368,606	-\$645,087	-\$742,024	\$784,563	\$817,223	\$897,154	\$934,369



SROI Case Study: Louise Dean Centre

Projecting social value creation over seven years

The calculation presented within **Table 5** illustrates how each SROI indicator has been applied to the number of young women who enrolled at the Louise Dean Centre at the grade 10 level.

Table 6 below presents the totals calculated in a similar fashion for each grade, which have then been adjusted to

reflect the percentage of each cohort currently enrolled at each grade level.

Each grade level has been adjusted to reflect the number of young women at each grade level, which is then combined to present a tally of social value created at the end of each year following the birth of each child to the teen moms enrolled at the Louise Dean Centre.

Table 6. Length of Time by Grade Across 2007 Cohort

SROI Indicators Included: 2007 Cohort		Year 1 (0 - 12 months)	Year 2 (12 - 24 months)	Year 3 (24 - 36 months)	Year 4 (4 years old)	Year 5 (5 years old)	Year 6 (6 years old)	Year 7 (7 years old)
Grades 8&9	9 % of cohort	-\$73,721	-\$129,017	-\$148,405	-\$153,678	\$160,583	\$143,255	\$182,440
Grade 10	45 % of cohort	-\$368,606	-\$645,087	-\$742,024	\$784,563	\$817,223	\$897,154	\$934,369
Grade 11	38 % of cohort	-\$311,267	-\$544,740	\$647,620	\$674,603	\$745,379	\$776,317	\$808,514
Grade 12	8 % of cohort	-\$65,530	\$124,317	\$138,885	\$154,449	\$160,863	\$167,538	\$174,486
Social value created		-\$819,125	-\$1,194,529	-\$103,924	\$1,459,938	\$1,884,048	\$1,984,264	\$2,099,809

Calculating SROI—investment cost in relation to value created

The SROI calculation presented in **Table 7** compares the value created and presented in table 6 above, to the cost of annual investment in the operating costs of the Louise Dean Centre.

The operation cost of the Louise Dean Centre, including the Clara Christie Learning Centre, is \$1,637,784. Due to the degree of risky behaviours demonstrated by the young women at the time of their enrollment at the Louise Dean Centre, two years of exposure to the Centre’s educational programming in nutrition, parenting and healthy life-style choices is required to change student behaviour in a life-changing manner. For this reason, the Louise Dean Centre SROI has been calculated

based upon the need for a minimum of two years of investment in the successes of each student.

A two-year investment into the operating costs of the Louise Dean Centre is worth \$3,275,568.

Table 7 below illustrates that the SROI on the investment into LDC students is -0.25 in year one. This means that society is making an additional investment into the longer-term success of these young moms/high school students equivalent to \$.25 per dollar invested each year. In years two and three, this increases to \$.61 and \$.65.

The additional investment decreases to \$.20 in year four. Then begins to earn \$.37 and \$.98 on every dollar in years five and six. By year seven, an investment into the Louise Dean Centre is earning \$1.62 on every dollar invested.

Table 7. Length of Time by Grade Across 2007 Cohort

SUMMARY TABLE - SOCIAL VALUE CREATION:	YR 1	YR 2	YR 3	YR 4	YR 5	YR 6	YR 7
Social value created annually for co-hort:	-\$819,125	-\$1,194,529	-\$103,924	\$1,459,938	\$1,884,048	\$1,984,264	\$2,099,809
Total investment in co-hort (2 years of operating costs):	\$3,275,568						
PV of returns:	\$0	-\$2,013,653	-\$2,117,577	-\$657,640	\$1,226,408	\$3,210,673	\$5,310,482
SROI ratio over 7 years:	-0.25	-0.61	-0.65	-0.20	0.37	0.98	1.62
Present value of social value created (7 years):	\$1,226,408						



SROI Case Study: Louise Dean Centre

Conclusion

The pregnant teens and young mothers enrolled at the Louise Dean Centre are challenged by many social and economic factors, with the risk of extreme poverty being the greatest.

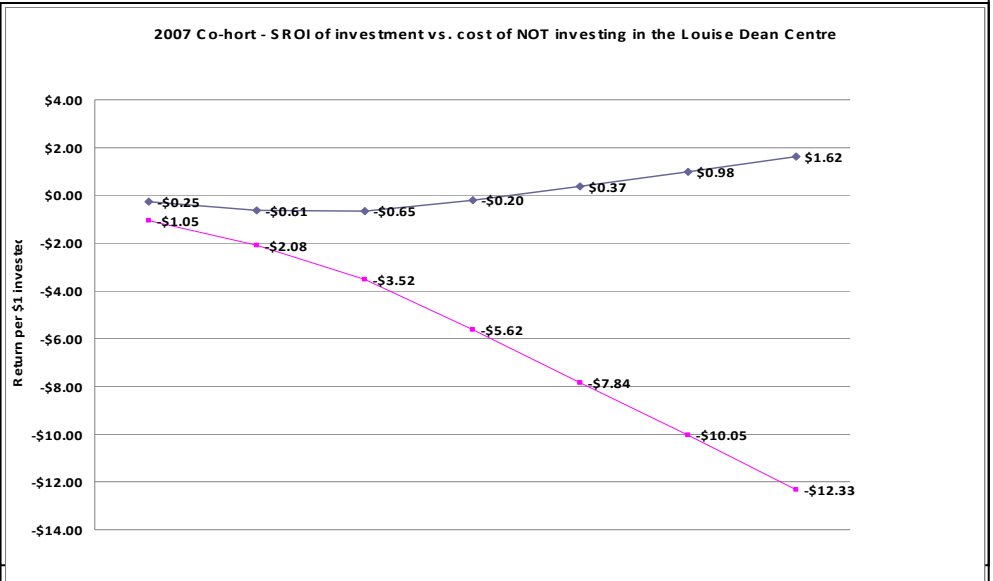
When these women first enroll at the Centre, they are typically involved in behaviour that is placing both their child and their own self at-risk. Realistically speaking, it is not until these young women have access to a supportive, educational and non-judgmental environment that they learn about the relationship between their behaviour, their health and the health of their child in particular. In addition to completing their high school education, these new mothers also learn essential parenting cooking and nutritional techniques that most women do not need to learn until they are more mature, later on in life.

The longitudinal study published in May 2008 provides evidence of the value of the Louise Dean Centre program 10 years after graduation. With the evidence presented and the consistency of results across women representing cohorts between 1995 and 2004, the story of the social value of an investment in the Louise Dean Centre and the Dr. Clara Christie Learning Centre becomes clear.

Without access to Louise Dean, those same pregnant teens and young mothers would be facing extreme poverty, at-risk of poor physical and mental health, likely unaware of the support services available to them through child welfare, living with increased risk of domestic violence and facing a future of long-term poverty as a result of their reduced earning potential without a high school degree.

Their children may be born with fetal alcohol syndrome and there will a real risk of baby-bottle syndrome and other childhood diseases. Developmental issues may remain undetected, which will end up causing greater hardship for both mother and child, well into the future. All of the above will increase the likelihood that a child will be apprehended and be removed into foster care.

Chart 2: Seven-year SROI generated as a result of investing in Louise Dean Centre, versus the cost of NOT investing



Enrollment in the Louise Dean Centre is an investment that creates social value for the mother, the child and for other Calgarians, as students are removed from living in potential crisis and supported through their learning to successful parenthood and family leadership. Somewhere between years 4 & 5, the investment turns positive, however the Centre creates social value from the outset.

For information about the Louise Dean Centre, visit <http://schools.cbe.ab.ca/b418/>

For information about Catholic Family Service, visit www.cfs-ab.org

For information about SROI contact SiMPACT Strategy Group: www.simpactstrategies.com